



SM-94

Inboard Engine Base Mitsubishi

4 Cylinders · 94 hp (69 kW) at 2500 rpm



Technical Specifications

Base	MITSUBISHI
Type	Diesel. 4 - Stroke Cycle
Number of Cylinders	4 In Line
Intake System	Turbocharger
Bore and Stroke	94 x 120 mm
Total Displacement	3.331 cc
Compression Ratio	19:1
Intermittent Power (ISO 3046/1)	94 hp (69 kW)
Continuous Power	73,7 - 84,6 hp (55 - 62,1 kW)
Rated RPM	2.500
Combustion System	Direct
Starter motor	12 V (2,7 kW)
Alternator	95 A
Engine. Max. Install. Angle	Max static angle: 12° (+3° in operation)
Direction of Rotation (Crankshaft)	Anti Clockwise (View from Stern)
Cooling System	Heat Exchanger Cooled
Dry Weight	303 Kg
Water Hose (Inside Diameter)	32 mm
Fuel Feed Hose (Inside Diameter)	8 mm
Fuel Return Hose (Inside Diameter)	-
Exhaust hose (inside Diameter)	75 mm
Certifications	EU: RCD

Gearbox

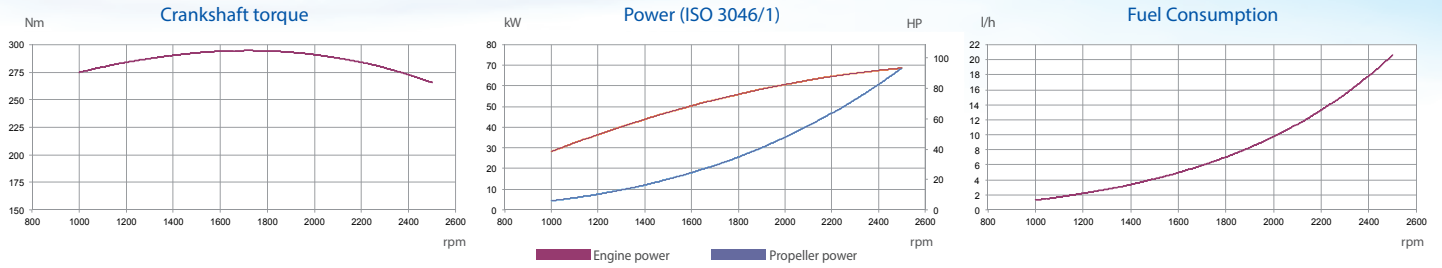
Model	TM345	FRM 280	TM93A	TM485A1	TM170	TM880A
Type	Hydraulic	Hydraulic	Hydraulic	Hydraulic	Hydraulic	Hydraulic
Down Angle	-	-	8°	8°	-	10°
Reduction Ratio (Pleasure)	1,54:1 - 2,00:1	1,96:1 - 2,94:1	1,51:0 - 2,09:1 - 2,40:1	1,51:1 - 2,09:1 - 2,40:1	1,5:1 - 2,04:1 - 2,50:1 - 2,94:1	1,53:1 - 2,08:1 - 2,60:2
Reduction Ratio (Cont. Duty)	-	1,96:1 - 2,94:1	-	1,51:1 - 2,09:1 - 2,40:1	1,5:1 - 2,04:1 - 2,50:1 - 2,94:1	1,53:1 - 2,08:1 - 2,60:2
Engine Weight with Gearbox	358 Kg	382 Kg	386 Kg	396 Kg	408 Kg	387 Kg



www.sole-diesel.co.uk

Detailed drawings, brochures and manuals are available on the web. © 2016. Solé Diesel. All rights reserved. Technical specifications, data and presentation are subjected to variations, changes and updates without prior notice. and without any obligation or liability whatsoever. Text and illustrations are not binding.

Performance Curves



Panels



Standard - SVT 30

- Pre-heating Pilot Light.
 - Tachometer.
 - Oil Pressure Gauge.
 - Coolant Temperature Gauge.
 - High Temperature Alarm.
 - Low Oil Pressure Alarm.
 - 5 Positions Key.
 - Battery Alarm.
 - Hour Meter.
 - Voltmeter.
- Dimensions: 255 x 160 mm



Double panel - SVT 40

- Pre-heating Pilot Light.
 - Tachometer.
 - High Temperature Alarm.
 - Low Oil Pressure Alarm.
 - 5 Positions Key.
 - Battery Alarm.
 - Hour Meter.
- Dimensions: 205 x 155 mm

Accessories

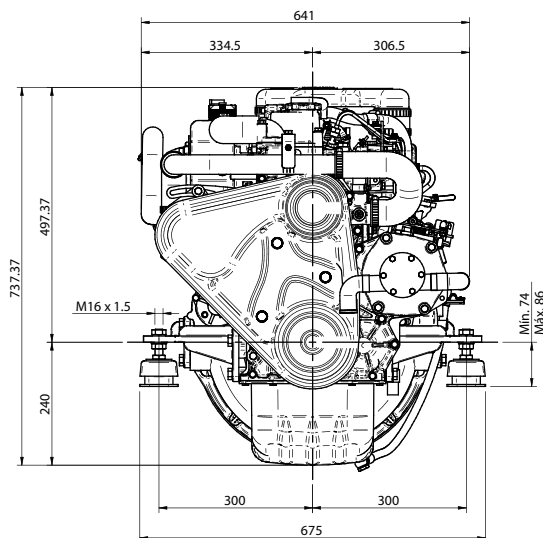
Standard Equipment

- 5 year pleasure boat warranty
- Instrument Panel SVT 30
- 4m extension harness
- Anti Vibration Mounts
- Sump drain pump
- Owners manual

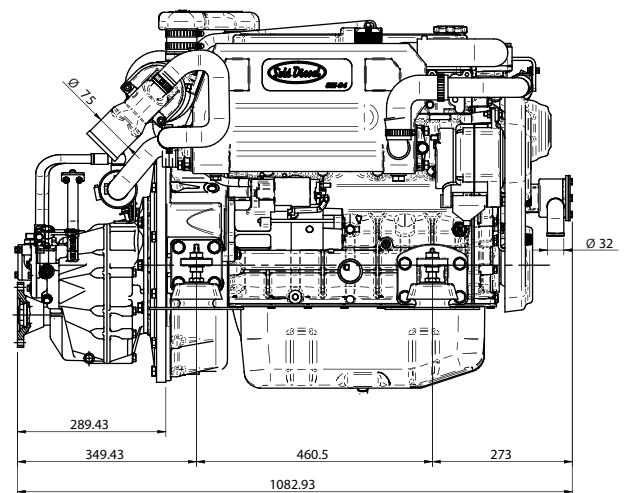
Optional Equipment

- We have a wide range of accessories and kits including:
- Propellers, shafts and complete sterngear packages
- Double Engine Control Panel SVT40
- Additional Alternators
- Deck Wash Pumps Fitted / Hydraulic Pump Drives
- Special High Rise Exhaust kits
- Full Installation kits / Special Engine feet

Dimensions



SM-94 with TM345



Dimensions in mm

Authorised Dealer

Sole Diesel SOLÉ, S.A. C-243 b, km 2. 08760 Martorell. Barcelona.

Authorised UK Distributor



Engines Plus Ltd, Unit F The Aquarius Centre, Edison Close
Waterwells Business Park, Quedgeley, Glos, GL2 2FN
Tel: +44 (0) 1452 729707

www.sole-diesel.co.uk - sales@enginesplus.co.uk

Detailed drawings, leaflets and manuals are available at solediesel.com. © 2016. Solé Diesel. All rights reserved. Texts and specifications are subject to change without notice and without any obligation or liability whatsoever.

